

**St. Peter Lutheran School
N2740 French Road, Appleton WI 54913**

**2018-2019 School Year
Tuition Assistance Policies**

St. Peter Lutheran School is pleased to be able to offer Tuition Assistance to families that may not be able to afford to send their child(ren) to the school. Applications for Tuition Assistance are due by April 30, 2018 for the upcoming school year. A decision as to your application will be provided to you by June 8. You may reference the attached chart as a general guideline of possible Tuition Assistance. Please complete the application and include copies of the requested additional information. Bring or mail your application and information to the school office.

GRANT REQUEST

- (A) \$ _____ Enter total annual tuition that applies to your family using the table at the bottom of this page
- (B) \$ _____ Enter amount you feel the custodial household can contribute towards the cost of attending this school
- \$ _____ Enter total amount of tuition assistance requested by subtracting line B from A

FAMILY INFORMATION

Student (child 1) _____ Grade: _____

Student (child 2) _____ Grade: _____

Student (child 3) _____ Grade: _____

Student (child 4) _____ Grade: _____

Street Address _____ E-mail _____

City _____ Phone _____

Household Male _____ Employer _____

Household Female _____ Employer _____

Marital Status: Married / Separated / Divorced / Widowed

HOUSEHOLD INCOME INFORMATION

	Actual 2017	Estimated 2018
Adjusted Gross Income from 1040, 1040A, or 1040EZ	_____	_____
Include a copy of Federal Tax Form 1040, 1040A, or 1040 EZ	_____	_____
Federal and State Taxes Paid	_____	_____
Retirement Plan Contributions	_____	_____
Work Income - Male	_____	_____
Work Income - Female	_____	_____
Untaxed Income and Benefits	_____	_____
Child Support (paid or received)	_____	_____

2018-2019 Tuition (Grades 5K, 1-8)				
	1st Child	2nd Child	3rd Child	Additional Child
St Peter Lutheran / CORE church family	\$2,500	\$2,500	\$2,000	\$1,300
Friend of St Peter Lutheran	\$4,900	\$4,900	\$4,900	\$4,900
Area WELS Friend of St Peter Lutheran	\$5,600	\$5,600	\$5,600	\$5,600

PARENT INCOME INFORMATION

Father

Mother

Describe your job situation as full-time(FT), part-time (PT), seasonal

Enter the gross amount (before deductions) of your current paychecks

Include a copy of your most recent pay stubs

Describe the frequency of paychecks, (weekly, bi-weekly, monthly)

PARENT ASSET INFORMATION

As of what date: _____

Savings, Cash and Checking Accounts

\$ _____

Home (Current Market Value)

\$ _____

Unpaid mortgage

\$ _____

Monthly mortgage payment

\$ _____

Business / Farm (Current Market Value)

\$ _____

Unpaid mortgage

\$ _____

Monthly mortgage payment

\$ _____

Other Real Estate (Current Market Value)

\$ _____

Unpaid mortgage

\$ _____

Monthly mortgage payment

\$ _____

Investments / stocks Bond, etc (Current Market Value)

\$ _____

Recreational items (Boat, ATV, Snowmobile, etc.)

\$ _____

List items _____

DEPENDENTS

List dependents other than St Peter Lutheran School Students:

Name	School	High School / College costs paid by you

SPECIAL CIRCUMSTANCES

If there are any special circumstances the committee should be aware of in considering this application, please write a letter and attach it to this application (Examples: Current employment, Medical Issues, Divorce, Church Attendance, Volunteer Church or School Activities, Financial Support to Congregation)

You must complete all applicable questions, and provide all required documents, or your application will not be considered. Required documents include Form 1040 and your most recent pay stub(s).




Applicant(s) Signature(s) _____ Date _____
 _____ Date _____

St Peter Lutheran School - Tuition Assistance (2018-2019)

The chart below gives general guidelines for those families interested in tuition assistance. It is intended only as a guide - special circumstances may change the assistance available.

ADJUSTED GROSS INCOME AS REPORTED ON 2017 IRS FORM 1040

		less than 25,000	25,001 to 28,000	28,001 to 31,000	31,001 to 34,000	34,001 to 37,000	37,001 to 42,000	42,001 to 47,000	47,001 to 55,000	over \$55,000
HOUSE-HOLD-SIZE number of exemptions claimed on IRS 1040	2	White	Black	Black	Grey	Grey	Grey	Grey	Grey	Grey
	3	White	Black	Black	Black	Black	Grey	Grey	Grey	Grey
	4	White	White	Black	Black	Black	Black	Grey	Grey	Grey
	5	White	White	White	Black	Black	Black	Black	Black	Grey
	6	White	White	White	White	White	White	Black	Black	Grey
	7 or more	White	White	White	White	White	White	Black	Black	Grey

-  Assistance is available (potential range 1% - 100%)
-  Assistance may be available under certain circumstances [examples: unemployment, medical needs, current divorce.] A letter with facts would be required.
-  Assistance is normally not available

2018-2019 Tuition (Grades 5K, 1-8)

	1st Child	2nd Child	3rd Child	Additional Child
St Peter Lutheran / CORE church family	\$2,500	\$2,500	\$2,000	\$1,300
Friend of St Peter Lutheran	\$4,900	\$4,900	\$4,900	\$4,900
Area WELS Friend of St Peter Lutheran	\$5,600	\$5,600	\$5,600	\$5,600